


Columbia[®]

LOAD TRANSFER SOLUTIONS



*TRANSFERS FROM
ONE LOAD BASE
TO ANOTHER*

SAFER & FASTER THAN LOAD INVERTERS

LOAD TRANSFER SOLUTIONS

Columbia's Load Transfer Station...

- Transfers product from one pallet type to another pallet; including wood to in-house "clean" pallets, plastic to wood, or other combinations including pallet to slip sheet
- Industries served include food processing, pharmaceutical, beverage, warehousing and distribution centers
- Columbia Customer Care provides 24 / 7 parts and service support
- Over 600 Columbia LTS units installed

Safer and faster than load inverters...

- Category 3 safety electrical on all LTS models
- Forklift operator stays on forklift during operation
- No heavy lifting of pallets
- Machine mounted guarding



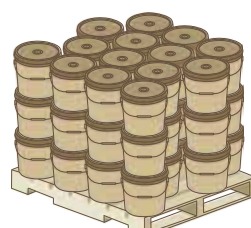
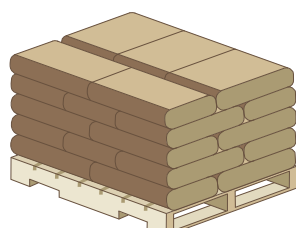
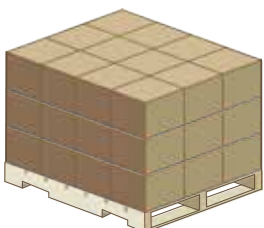
Whether your product transfer requirements are related to a receiving application, shipping application or a combination of these, Columbia Machine's LTS solutions are designed to:

- Increase safety for warehouse personnel
- Improve plant and process cleanliness
- Streamline plant and warehouse operations
- Reduce shipping costs
- Maintain product integrity
- Decrease wear and tear on lift trucks



**COLUMBIA'S LTS CAN
HELP YOUR PLANT
BECOME COMPLIANT
WITH FSMA, HACCP
AND GMP**

**CASES, BAGS, PAILS, GLASS VIALS, COMBO BOXES,
SUPER SACKS, HEAVY DRUMS, AND MORE**





LTS

Standard Load Transfer Station

Allows a fork truck driver to gently transfer the load from one load base to another.



LTS-C

Load Transfer Station with Pallet Cart

Fork truck driver places the “go to” pallet onto a pallet cart, allowing the transfer process to complete automatically.



LTS-PD

LTS with Pallet Dispenser

Increases efficiency with the addition of a pallet dispenser that automatically places “go to” pallets onto the pallet cart.



LTS-PD-IC-OC

Fully Automatic LTS

System includes “go from” pallet stacker, “go to” pallet dispenser, infeed conveyor and powered outfeed cart that can be fully integrated with upstream and downstream equipment such as conveyors and stretch wrappers.

Features	LTS	LTS-C	LTS-PD	LTS-PD-OC	Fully Auto
Load capacity (lbs)	4,000 lbs	4,000 lbs	4,000 lbs	4,000 lbs	4,000 lbs
Machine Weight	6,400 lbs	7,000 lbs	10,000 lbs	10,000+ lbs	15,000+ lbs
Category 3 safety features including light curtains	n/a	n/a	n/a	√	√
Machine mounted guarding	√	√	√	√	√
# of emergency stops	3	3	6	5+	5+
3-Strand chain powered outfeed cart	n/a	n/a	n/a	√	√
CDLR conveyor receiving deck	n/a	n/a	n/a	n/a	√
PanelView Plus touchscreen HMI	n/a	n/a	n/a	√	√
Allen Bradley PLC controls	√	√	√	√	√
Overhead pivot pole control	√	√	√	√	Optional
230, 460 or 575 VAC power supply	√	√	√	√	√
24 VDC controls	√	√	√	√	√
Hydraulically actuated	√	√	√	√	√
5 HP integral hydraulic pump unit	√	√	√	√	√
Automatic pallet upstacker	20	20	20	20	12
Automatically dispenses "go to" pallet	n/a	n/a	√	√	√
Easy to operate	√	√	√	√	√
Low maintenance	√	√	√	√	√
Heavy duty construction	√	√	√	√	√
UL/CSA rated control panel	√	√	√	√	√
Cold Climate Package	Optional	Optional	Optional	Optional	Optional
Automatic pallet height adjustment	Optional	Optional	Optional	Optional	Optional
Automatic load placement adjustment (inset, flush, overhang)	Optional	Optional	Optional	Optional	Optional
Receiving deck shim kit	Optional	Optional	Optional	n/a	n/a
Pallet cart shim kit	Optional	Optional	Optional	n/a	n/a
Stainless steel paint for wash down applications	Optional	Optional	Optional	Optional	Optional
3-way handling of outbound loads	Optional	Optional	n/a	n/a	n/a
Slipsheet Dispenser	n/a	n/a	n/a	Optional	Optional



107 Grand Blvd., Vancouver WA 98661

Toll-Free: 1-800-628-4065

Direct: (360) 694-1501

Website: www.loadtransfer.net

Email: pallsales@colmac.com

